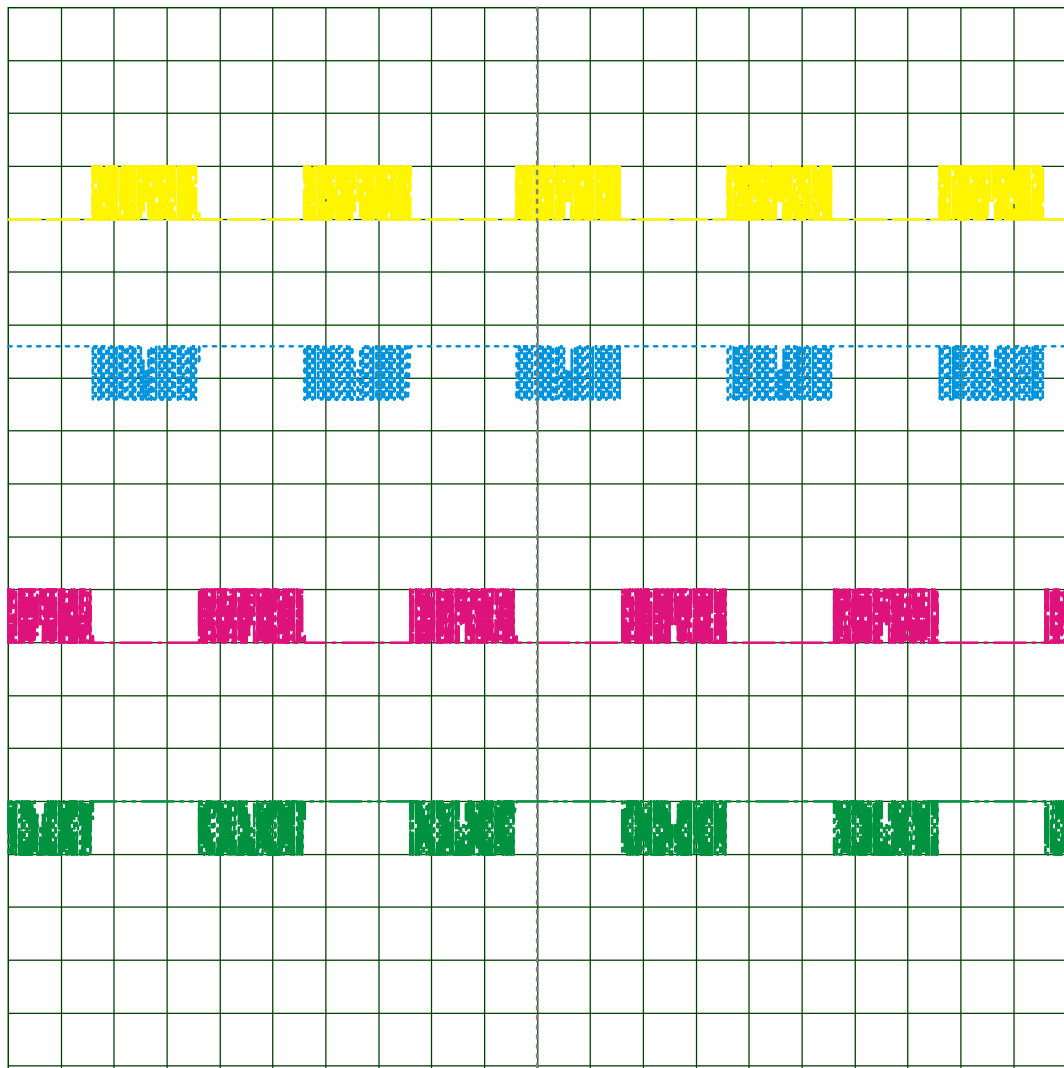






# DSO Output



				
	Channel A	Channel B	Channel C	Channel D
V/Div	5.00 V	5.00 V	5.00 V	5.00 V
Offset	60.00 V	26.00 V	-20.00 V	-60.00 V
Invert	Normal	Normal	Normal	Normal
Coupling	DC	DC	DC	DC
Source	Horizontal	Trigger		
Position	Trace	Channel A		
S/Div	50.00 mS	Level	0.00 V	
		Coupling	DC	
		Edge	Rising	
		Mode	Auto	